

Aussie shareguide

Profit through bull and bear market condition

☎041 126 5603

✉Aussie Shareguide, PO Box 198, Balgowlah, NSW, 2093

📧contact@aussieshareguide.com.au

The following information sets out the achieved results in accordance with the ASG statistical parameters which have been developed over several years. Please note that from the 7th Jan 2005 until the 19th Sep 2006, ASG only produced analysis on a weekly basis. From the 19th of Sep 2006, ASG produced its analysis on a daily basis.

The Daily Leaders Group

	No.	Cleared (%)	Ave Days Held	Ave % Return	Annualised
7Jan05 – 30Jun05	2	2 (100)	1	1.3	336.3
1Jul05 – 30Jun06	7	7 (100)	3	1.5	124.5
1Jul06 – 30Jun07	21	21 (100)	3	1.5	123.1
1Jul07 – 30Jun08	75	73 (97)	8	1.6	50.2
1Jul08 – 30Jun09	98	97 (99)	19	2.5	32.9
1Jul09 – 30Jun10	53	53 (100)	5	1.5	74.2
All	256	253 (99)	11	1.9	44.1

The Top Point Score

	No.	Cleared (%)	Ave Days Held	Ave % Return	Annualised
7Jan05 – 30Jun05	5	5 (100)	1	1.1	269.2
1Jul05 – 30Jun06	6	6 (100)	17	1.1	15.5
1Jul06 – 30Jun07	32	30 (94)	6	1.3	54.6
1Jul07 – 30Jun08	81	81 (100)	9	1.9	53.9
1Jul08 – 30Jun09	122	119 (98)	11	1.9	42.7
1Jul09 – 30Jun10	87	87 (100)	4	1.4	86.1
All	333	328 (98)	8	1.7	53.1

ASX 20

	No.	Cleared (%)	Ave Days Held	Ave % Return	Annualised
7Jan05 – 30Jun05	1	1 (100)	1	1.0	255.9
1Jul05 – 30Jun06	8	8 (100)	4	1.9	117.6
1Jul06 – 30Jun07	17	17 (100)	4	1.5	96.0
1Jul07 – 30Jun08	55	55 (100)	15	1.7	28.9
1Jul08 – 30Jun09	90	89 (99)	13	2.2	42.3
1Jul09 – 30Jun10	32	31 (97)	5	1.6	77.8
All	203	201 (99)	11	1.9	42.5

ASX 50

	No.	Cleared (%)	Ave Days Held	Ave % Return	Annualised
7Jan05 – 30Jun05	1	1 (100)	1	1.0	255.9
1Jul05 – 30Jun06	8	8 (100)	3	1.9	157.5
1Jul06 – 30Jun07	17	17 (100)	6	1.6	66.4
1Jul07 – 30Jun08	59	59 (100)	5	1.7	85.4
1Jul08 – 30Jun09	90	90 (100)	17	2.1	31.2
1Jul09 – 30Jun10	35	34 (97)	5	1.6	78.8
All	210	209 (99.5)	10	1.8	45.8

References: See ASG Information Guide for complete details on ASG processes and analysis, including the offering of financial advice.

FREE ASG ANALYSIS

While the above analysis provides detailed performance tables ASG is happy to provide an individual ASG analysis for any period of time commencing the 7th Jan 2005 to the present. For example, you may like to know how the ASX 20 stocks performed under the parameters used by ASG for the period 11th Feb 2007 to 30th Sep 2007. To get your FREE report please email your request to contact@aussieshareguide.com.au with the subject heading "FREE ASG Analysis".

Aussie Shareguide. Subscribe today.

12 months - \$995 6 months - \$589 3 months - \$349

Enclosed is my cheque/money order for \$_____ payable to Aussie Shareguide **or**




Please debit my credit card (all cards accepted) for \$_____. My credit card details are:

_____ Expiry Date ____ / ____

Cardholder Name

Signature

email address

 www.aussieshareguide.com.au  Aussie Shareguide, PO Box 198, Balgowlah, NSW, 2093  0411 265 603



Text the word "order" with your phone number to 0411 265 603 and we will call you.

Disclaimer: ASG are not financial advisors. Readers are encouraged to seek qualified financial advice before making any investments.